

Hello



A JOURNEY THROUGH BIRMINGHAM AIRPORT

Getting to
the Airport

Check-In



Going through
Security

In the
Departure
Lounge



Getting on
the Plane

Coming
Home



Hello from Birmingham Airport

This booklet has been designed to help parents when they are travelling through Birmingham Airport.

Travelling with children can be stressful, this booklet is split into different parts which explain the story of travelling through the Airport in words and pictures.

The story starts with arriving at the Airport and takes you through to coming home. For every part of the story there are tick boxes so that children can look out for, and tick off various items along the way. There is even a fun section which includes word searches, colouring and puzzles.

We hope you and your children enjoy using this booklet.

Getting to the Airport



You can arrive at Birmingham Airport by bus, car, train or taxi.



If you arrive by bus you will be dropped off outside the Terminal Building.



If you arrive by car you will park in either Car Park 1, 2, 3 or 5. If you are being dropped off by car then you will use the Drop and Go Car Park which is especially for passenger drop off purposes. There is a shuttle bus which operates from Car Park 5.



From the train station you will use the Air-Rail Link which will bring you directly into the Terminal



If you arrive by taxi you will be dropped off outside the Terminal at the taxi rank.

Did you See?
(Tick as you see them)

Bus

Car

Car Park Shuttle Bus


Air-Rail Link

Taxi

Check-In

Birmingham
Airport

After you have arrived at the Airport, you will need to check-in for your flight.



Flight Information Display Screens will tell you which check-in desk you need to go to. You will then join the other passengers waiting to check in for your flight.



At the check-in desk you will be asked to show your passport and tickets. You may also be asked some questions about your luggage.



You will need to put your suitcase on the baggage belt for it to be weighed. Your suitcase will then go down the conveyer belt and will be loaded onto the aeroplane.



The check-in staff will then give you your boarding card and then you can go through security.



Some people may not use a check-in desk as they do not have any suitcases, these people will use a self-service machine to check-in for their flight.

Did you See?
(Tick as you see them)

Flight Display Screens

People at check-in

Check-in Desk

Baggage Belt

Suitcase

Security



Now you have checked-in you are ready to go through Security.



Using the boarding card you were given at check-in. You will either show this to one of our Security Officers or you will put the card in a boarding card reader machine, this will allow you access to the security area.



You will need to get ready to go through Security. If you have any liquids, gels or pastes of 100ml or less these need to go in a clear plastic bag as they will go through the x-ray machine in a tray along with your other items.



Every passenger that goes through security has to walk through the Archway Metal Detector (or AMD for short!). The machine may beep as you walk through and the Security Officers may search you – you might even get a sticker!



How many did you count?

Write your answer in the boxes

Boarding Card Reader Machine

AMD's

Security Officers

Security

Birmingham
Airport



By the time you have walked through the AMD – your bags and clothing will have gone through the x-ray. A Security Officer may ask to search your bags. Don't forget to put your empty tray on the bottom rollers so it can be used by someone else.



The Airport now uses a body scanner and you may see some people going into it. This machine takes a picture of the person and displays it on a screen for the Security Officer to look at. The Security Officer may then search this person.

Did you see? (Tick as you see them)

Security Officer

Boarding Card Reader

Archway Metal Detectors

Black Trays

In the Departure Lounge



When you have gone through Security, you will go into the Departure Lounge. To get into the Departure Lounge you will walk through the World Duty Free Shop - can you follow the black shiny path?



The Departure Lounge has lots of shops and restaurants - so if you want to grab a seat and a drink and relax before your flight then you can. Or maybe you would like to have a look in some of the shops. Don't forget to take your boarding card with you - as you will need this if you buy anything in the shops.



About an hour before your flight is due to depart, keep an eye on the Flight Information Display Screens as this will tell you which Gate you need to go to. When your flight is shown it's time for you to go to the gate to get ready to board your plane for your holiday to start!



Can you see your aeroplane out of the window?



Did you See?

(Tick as you see them)

Shops

Restaurant

Seats

Flight Display Screens

Your aeroplane!

Getting on the Plane

Birmingham
Airport

When you arrive at the Gate, there will be a member of staff who will take your boarding card from you – they will keep one half of it and give the other half back to you – so you know what seat to sit in on the aeroplane.



You will board the aeroplane by either an airbridge which is a walkway that connects the aeroplane doors to the terminal.



You may get on a bus and go for a short ride to get to your aeroplane.



Or maybe you will walk straight out and to the aeroplane.

How did you get to your aeroplane?

Enjoy your Holiday!

Did you See?

(Tick as you see them)

Gate Numbers

Airbridge

Bus

Planes

Coming Home



When you come home your plane will land and then it will make its way to a stand – you will then get off the plane – don't forget to take all your personal belongings with you.



You will either enter the terminal by an airbridge, a bus or walk depending on which stand your aeroplane is parked on.



You will then follow all the other passengers into the Immigration Hall, you might have to wait a few minutes as this area can get very busy as lots of flights can be landing at the same time. When it is your turn you will show your passport to one of the Immigration Officers and he will look at the picture to make sure it is you! You might see some people using special machines to scan their own passport – these machines are called E-Gates and you need to be over 18 to use them.



Next you need to collect your suitcase from the Baggage Reclaim Hall.

Did you See?

(Tick as you see them)

Signs

E-Gates


Passport

People

Coming Home



When you get to the Baggage Reclaim Hall, check the information screens to see which carousel you need to stand at to get your suitcase.



Can you spot your suitcase?



When you have collected your suitcase you will then go through Customs - this is the area which stops anyone from bringing illegal items into the country. Sometimes you might see some specially trained dogs with their handler these dogs can sniff out any illegal items that someone might try and bring back from their trip. When you exit the doors after the Customs area you will be in the arrivals area of the Terminal - just follow the signs to the car parks, buses or taxis.



We hope to see you again soon at Birmingham Airport!

Did you See?

(Tick as you see them)

Carousels

Suitcases


Sniffer Dog

Exit Signs

Fun Time

Birmingham
Airport

How many colours can you use?



Fun Time



Word Search – Can you find the 8 words hidden in the grid below? (Check your answers on page 15)

B	Y	D	F	J	L	T	W	U	O	P	S	C
C	O	Y	U	E	D	C	D	J	V	E	H	L
T	P	A	I	R	B	R	I	D	G	E	D	E
Y	R	W	R	S	E	T	K	N	E	Y	G	A
T	Q	X	E	D	T	Q	S	S	J	A	F	G
I	F	L	I	J	I	X	G	V	T	O	D	E
R	C	Q	A	X	F	N	L	E	S	Q	Y	E
U	H	E	K	N	D	P	G	I	M	L	G	N
C	M	C	A	W	I	J	M	C	R	G	R	A
E	X	G	P	M	H	M	D	E	A	K	G	L
S	H	A	N	B	S	N	R	C	A	R	P	P
V	I	T	Y	Z	P	E	Q	E	L	S	D	O
S	P	E	R	Q	O	W	K	H	T	O	O	R
W	T	F	H	F	R	B	Z	Q	N	W	F	E
P	A	S	S	P	O	R	T	W	G	R	F	A

Aeroplane

Airbridge

Boarding Card

E Gate

Gate

Passport

Security

Terminal

Word Jumble – Can you unscramble the letters to form words to do with the Airport? (Check your answers on page 16)

iketct _____

ckehc ni skde _____

tsaesuic _____

epalnorea _____

Fun Time

Birmingham
Airport



Spot the Difference: Can you find the 8 differences between the two pictures below (Check your answers on Page 15)



Fun Time



How many words can you make using the letters from the words below? You can always only use each letter once.

Birmingham Airport
